



COLOURED CONCRETE SEALER (WATER BASED)

Technical
Data
Sheet

DESCRIPTION

This Coloured Concrete sealer is pigmented, Low VOC, water based acrylic sealer available in a range of colour colours and custom tints on request. It is used to protect substrates from dirt and grime ingress as well as protection from weathering. It creates a long lasting, durable finish over concrete surfaces.

AREAS OF APPLICATION

Plain concrete, stencilled concrete, stamped concrete, patterned concrete, cementitious spray on driveways, light industrial floors, patios, pergolas, light industrial warehouses




FEATURES

Brilliant Colours	Excellent adhesion to concrete
Easy to use	Colourfast and UV stable
Suitable for Internal/ external use	Low Odour & Low VOC
Optimal flexibility and strength	Good marking resistance

PROPERTIES

Colour	Various
Solids (vol. %)	30%
Gloss	Satin
Pack Sizes	4L & 20 Litre
Abrasion Resistance	Good
Chemical Resistance	Good
Solvent Resistance	Fair
Clean Up	Water
VOC (g/L)	<1g/L (without tint)
Thinner	Water

PERSONAL PROTECTIVE EQUIPMENT

Foot Protection	Eye Protection	Hand Protection	Body Protection	Hearing Protection	Face Protection
					



COLOURED CONCRETE SEALER (WATER BASED)

Technical
Data
Sheet

COVERAGE

	Minimum	Maximum	Typical
Theoretical Spread Rate (m ² /L)	4	10	6
Wet Film Thickness (µm)	250	100	166
Dry Film Thickness (µm)	75	30	50

DRY TIMES *

Substrate Temperature	10°C	20°C	30°C
Surface Dry (minutes)	60	40	20
Hard Dry (hours)	18	12	6
Recoat Time (hours)	9	6	3

**Drying times are generally related to air circulation, temperature, and film thickness. The figures given above are typical with good ventilation, typical film thickness and single coat application. High humidity condition will lead to longer drying times.*

SURFACE PREPARATION

New concrete surfaces should be allowed to cure for 28 days. Surface should be free of grease, oil, dirt, efflorescence, laitance and paint. Heavily contaminated surfaces should be degreased. Concrete surfaces should be profiled to resemble ICRI CSP 1-3, most easily achieved using mechanical grinding equipment. Ensure surface is clean, dry and dust free after profiling. Any cracks should be repaired using Crack Repair, please consult TDS for application details.

It is strongly recommended that a test area be applied first in a discrete area to ensure adequate adhesion.

APPLICATION

Check colour to application and box product together if you have multiple drums to ensure uniform colour. Thoroughly mechanically stir contents prior to starting application

Coloured sealer can be applied by brush, roller, broom, and spray. This sealer can be poured directly onto the surface, or into a roller tray.

Avoid applying the sealer too thick or having it pool on the surface.

For best results allow 24 hours before applying the second coat of sealer. Protect the final coat from rain/dew/moisture for at least 24 hours after finishing. Foot traffic is allowed after 24 hours, and vehicles after 5 days. These times will be longer in cooler weather. Not suitable for Vehicles with High Performance tyres.

MAINTENANCE

To ensure the best lifespan sweep, vacuum or blow the floor regularly to remove dirt and grit. Prompt removal of any spills (e.g., oils and greases) will prevent the coating from damage.

Use detergents to mop the surface clean as harsh cleaning products can scratch the surface.



COLOURED CONCRETE SEALER (WATER BASED)

Technical
Data
Sheet

LIMITATIONS

Do not apply if the air or surface temperature is below 10°C, or if the temperature is likely to drop below 10°C during the application and curing process.

Do not apply if the substrate is subject to hydrostatic pressure or rising damp.

Do not apply if the air or surface temperature is above 35°C, or if the temperature is likely to exceed 35°C during the application and curing process.

Do not apply if the relative humidity is greater than or equal to 70%

GENERAL PRECAUTIONS

Do not apply if substrate or surface is likely to be subjected to rain or moisture. Protect the surface against any water impact or moisture after application.

Protect surrounding areas from overspray or product run off.

PRECAUTIONS

Keep out of reach of Children. This product is Non Flammable, Non-Hazardous and Non Dangerous.

Avoid eye contact and repeated or prolonged skin contact. Avoid inhalation of vapour, mist or aerosols. Do not dispose unwanted paint in drain. Check with local council for safe disposal.

As a general statement, the application of coatings to a surface will reduce the existing slip resistance of the surface. Care must be taken to ensure that the surface has adequate traction.

PRODUCT COMPATIBILITY

Do NOT mix or use this product in combination with any products. The applicator holds full responsibility if other products, or similar products of a different brand are used.

USER RESPONSIBILITY

Betu Group warrant that manufactured products are free from defects along with being suitable for the purpose it is intended to be used for as long as it is applied in accordance with the most current TDS from Betu Group.

Differences in substrates, materials and site conditions will require assessment of product suitability for the intended purpose.

The user is responsible for ensuring the suitability of the product for their intended purpose.

STORAGE

Store in a dry area, away from direct sunlight and frost.

Store between 10°C and 30°C

Ensure part used products are correctly sealed. Part used products should be checked to ensure suitability for use.



COLOURED CONCRETE SEALER (WATER BASED)

Technical
Data
Sheet

FIRST AID

CAUTION: KEEP OUT OF REACH OF CHILDREN

IF ON SKIN: Remove immediately all contaminated clothing and thoroughly wash skin.

IF SWALLOWED: Rinse mouth. Do NOT induce vomiting.

IF IN EYES: Hold eye open and rinse cautiously with water for at least 15 minutes then immediately see a doctor.

Immediately call a POISON CENTRE (Australia - 13 11 26) or doctor/physician. If skin irritation occurs get medical advice/attention

DISCLAIMER

Industry standards recommend the accurate recording of times and dates, batch numbers, consumption rates and environmental conditions including substrate and air temperatures, humidity levels and dew point readings during both the application and curing processes. Full material warranties cannot be provided unless all the relevant data has been recorded accurately. The technical information and application advice given here is based on the best information available at the time of print. As the information herein is of a general nature, no assumption can be made as to the products suitability for a particular use or application. Field support, where provided, does NOT constitute supervisory responsibility. Suggestions made by Betu Group either verbally or in writing may be followed, modified, or rejected by the owner, engineer or contractor since they are responsible for carrying out procedures appropriate to a specific application. If in doubt contact Betu Group technical department for advice.